

# H A R T

# A E S T H E T I C S

Experience the power of medical skin rejuvenation  
with state of the art aesthetic treatments.

All treatments are conducted by Registered Medical  
Doctors ONLY

# Our Story



HART  
AESTHETICS

At Hart Aesthetics , we believe in providing not only the best up to date medical aesthetic treatments, but a life changing confidence boost to each client. For us skincare is so much more than just a treatment. Its about investing in yourself and your longevity. Our journey began with a vision to improve and boost society`s self confidence. We understand the impact skin can contribute to each person`s self confidence and emotional well being. By priding ourselves on delivering the highest quality services and using only the best products we can achieve this goal for our clients

## Our Team

Our team of experienced medical professionals are dedicated to ensuring that each client receives personalized attention and leaves feeling confident and rejuvenated in their own skin. We are passionate about what we do and we are committed to staying up-to-date with the latest trends and techniques in the aesthetic industry.

## Our Services

We offer a wide range of services to meet all of your skin rejuvenation needs. Our services are designed to enhance your natural beauty and promote overall wellness. With the latest technology injectable medical skin treatments you can be assured to improve your overall skin longevity.

# DR. ADRIAAN MALHERBE

"BECAUSE SUBTLE IS  
POWERFUL."

## ABOUT DR ADRIAAN

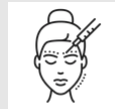
Is an aesthetic doctor with a passion for holistic approaches to modern beauty. He graduated cum laude from the University of Pretoria in 2020 with a degree in Medicine and has since completed multiple postgraduate aesthetic courses both locally and internationally. With over 8,000 aesthetic treatments performed, Dr. Malherbe combines extensive experience with an artistic eye to deliver natural, confidence-boosting results tailored to each individual.



## SERVICES



Lip Filler and Dermal Filler



Anti Wrinkle Injections



Undereye Treatment



Collegan Biosimulators



Blepharoplasty

## CONTACT:



066 268 8370



[www.hart-aesthetics.com](http://www.hart-aesthetics.com)



Gauteng, Cape Town &  
Durban



HART AESTHETICS  
TEAM

# DR. JANRI VAN WYK

“GRACEFUL AGING,  
BEAUTIFULLY MANAGED”

## ABOUT DR JANRI

Is a dedicated medical doctor with a passion for aesthetics. A graduate of the prestigious University of the Witwatersrand in 2018, Dr. Janri has further honed her expertise through multiple postgraduate aesthetic courses. Her journey into the world of aesthetics stems from a heartfelt desire to empower women by enhancing their confidence through subtle and natural enhancements. With a “less is more” philosophy, Dr. Janri specializes in achieving natural looks that celebrate individuality and beauty. Her honest and ethical approach ensures that clients receive tailored advice and only undergo treatments that are genuinely suited to their needs. By

- focusing on small yet impactful
- changes, she helps her clients feel
- their best, inside and out.



## SERVICES



Lip Filler and Dermal Filler



Anti Wrinkle Injections



Undereye Treatment



Collegan Biosimulators

## CONTACT:



066 268 8370



[www.hart-aesthetics.com](http://www.hart-aesthetics.com)



Gauteng



HART AESTHETICS  
TEAM

# DR. VINCENT MCKINNON

“SOFT RESULTS, STRONG  
CONFIDENCE.”

## ABOUT DR VINCENT

Graduated from the University of Pretoria as a medical doctor in 2020, furthering his studies with postgraduate courses in aesthetic medicine

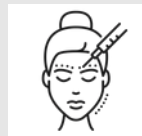
As a qualified aesthetic doctor, he combines advanced expertise in cosmetic procedures with a profound understanding of facial anatomy to deliver natural, harmonious results. With meticulous attention to detail and a commitment to personalized care, he specialises in non-surgical treatments, including botulinum toxin injection, dermal fillers, and innovative skin rejuvenation techniques. Each procedure is tailored to meet the unique needs and desires of his clients, ensuring a bespoke experience.



## SERVICES



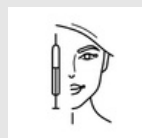
Lip Filler and Dermal Filler



Anti Wrinkle Injections



Undereye Treatment



Collegan Biosimulators

## CONTACT:



066 268 8370




[www.hart-aesthetics.com](http://www.hart-aesthetics.com)



Gauteng, Mpumalanga &  
North West



HART AESTHETICS  
TEAM




# DR. PETER CARIDES

"REVEALING RADIANCE,  
REDEFINING YOU."

## ABOUT DR PETER

Is a medical doctor with a strong clinical background and meticulous attention to detail. From subtle treatments to highly personalised plans, he focuses on restoring youthfulness and rebalancing facial dynamics at every visit.

Guided by the Hart philosophy and a commitment to evidence-based, time-tested products and techniques, Dr Carides prioritises preserving your vitality, confidence, and natural expression..



## SERVICES



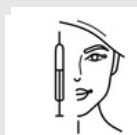
Lip Filler and Dermal Filler



Anti Wrinkle Injections



Undereye Treatment



Collegan Biosimulators



## CONTACT:

- 066 268 8370
- [www.hart-aesthetics.com](http://www.hart-aesthetics.com)
- Gauteng, Mpumalanga & North West




HART AESTHETICS  
TEAM

# DR. KOBUS EBERSON

"TIMELESS BEAUTY,  
BOTTLED."

## ABOUT DR KOBUS

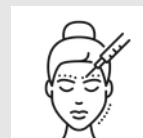
With a foundation as a medical doctor, my approach to aesthetics is rooted in science and holistic well-being. I blend clinical precision with an artistic eye, believing that optimal results honor both structure and spirit. My background ensures every treatment is safe, effective, and tailored to reveal your most confident self. True beauty, in my view, is the harmonious reflection of inner health and outer radiance. Let's achieve that balance together.



## SERVICES



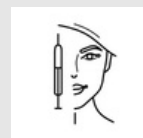
Lip Filler and Dermal Filler



Anti Wrinkle Injections



Undereye Treatment



Collegan Biosimulators

## CONTACT:



066 268 8370



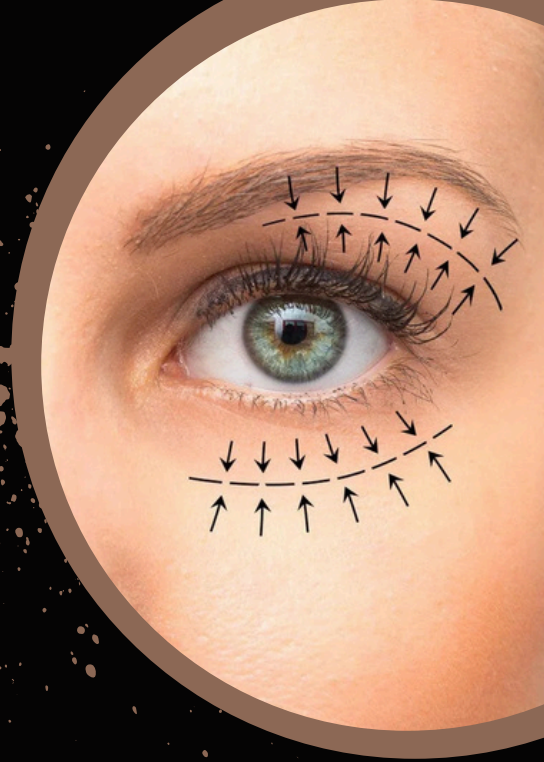
[www.hart-aesthetics.com](http://www.hart-aesthetics.com)



Cape Town

# Blepharoplasty

## EYELID SURGERY



### What is Blepharoplasty?

A procedure to remove excess skin, fat, or muscle from the upper and/or lower eyelids, reducing sagging, puffiness, and tired-looking eyes for a more youthful, refreshed appearance.

### What it's for

#### Upper eyelids:

Removes excess skin and fat that can cause droopy or heavy lids (sometimes even blocking vision).

#### Lower eyelids:

Reduces under-eye bags, puffiness, and loose skin.

### Why get it

To look more rested and refreshed

To reduce a tired, aged, or sad appearance

To improve vision if sagging skin is obstructing sight (medical indication)



### What the procedure involves

Excess skin, fat, and sometimes muscle are removed or repositioned

Incisions are made in natural eyelid creases, so scars are usually minimal and well hidden

Usually done under local anesthesia

### Recovery

Swelling and bruising for 1–2 weeks

Most people return to normal activities within 10–14 days

Final results become more visible over several weeks

### Results

Brighter, more youthful-looking eyes

Long-lasting results



# BEFORE INSTRUCTIONS FOR BLEPHAROPLASTY

## ***Before Blepharoplasty (Pre-Op Care)***

### **2 Weeks Before**

Stop smoking & vaping

Avoid blood-thinning medication/supplements unless approved by your doctor

(Aspirin, Ibuprofen, Vitamin E, Omega-3, Ginkgo, Garlic)

Limit alcohol

Eat well and stay hydrated

### **1 Week Before**

Arrange transport for surgery day

### **Prepare at home:**

Cold compresses / ice packs

Prescribed eye drops or ointment

Extra pillows (for head elevation)

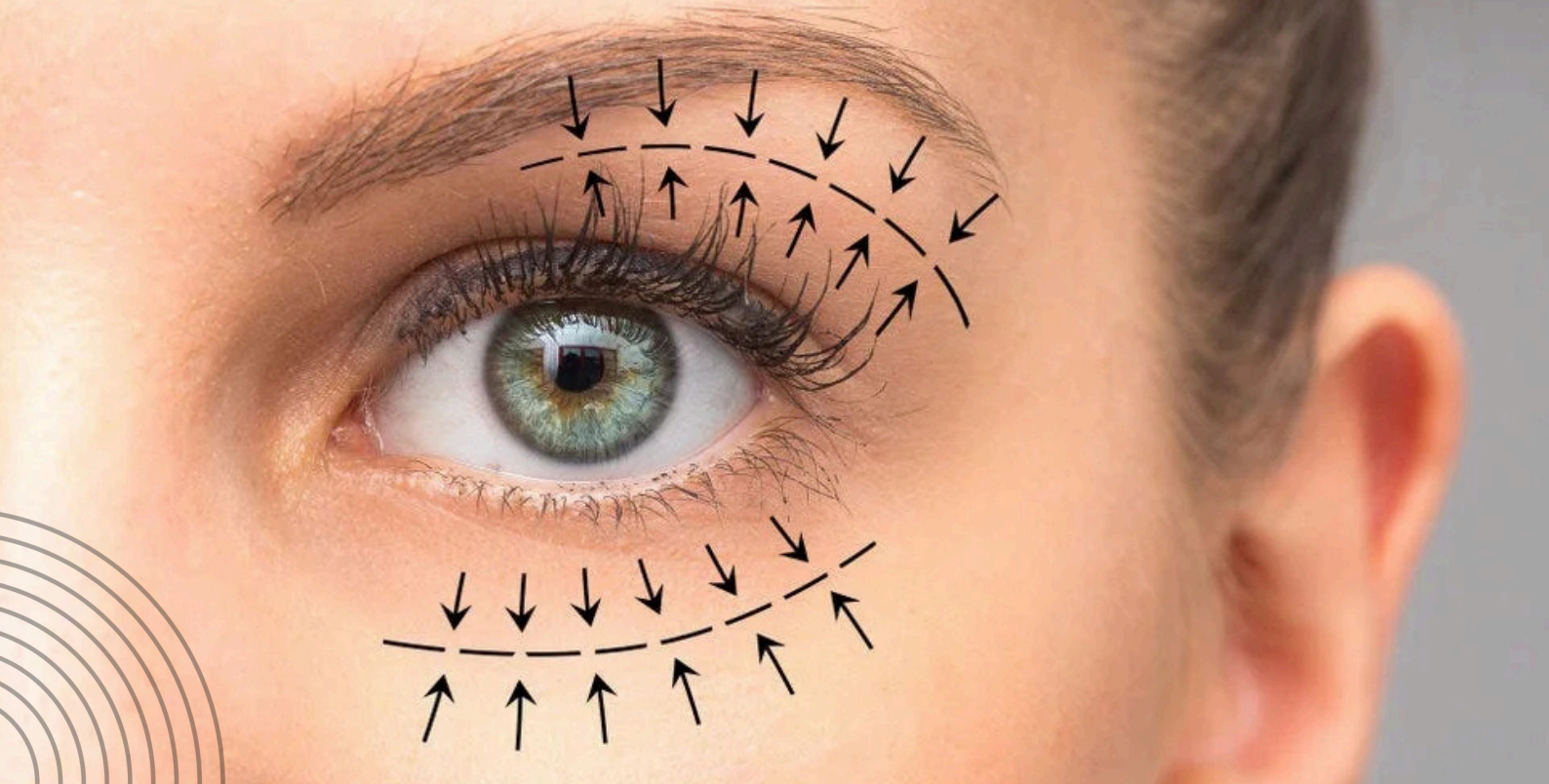
Day of Surgery

No makeup, lashes, or contact lenses

Clean face only (no creams or oils)

Wear comfortable clothing

***Please consult with your medical doctor if further treatment is required.***



# AFTERCARE INSTRUCTIONS FOR BLEPHAROPLASTY

## **First 48 Hours**

*Apply cold compresses (10–15 min every hour while awake)*

*Keep head elevated at all times*

*Expect swelling, bruising, tightness, and mild discomfort*

*Use prescribed medication exactly as instructed*

*Do not rub or touch eyes*

## **First Week**

*No makeup or false lashes*

*Avoid bending, lifting, or strenuous exercise*

*No swimming, sauna, or hot showers*

*Mild dryness or tearing is normal*

*Stitches are usually removed after 5–7 days (if applicable)*

## **Weeks 2–4**

*Swelling and bruising continue to improve*

*Gradual return to normal activities*

*Wear sunglasses outdoors*

*Avoid sun exposure on healing scars*

***Please consult with your medical doctor if further treatment is required.***



# JUVELOOK VOLUME

Juvelook is an advanced skin-booster and biostimulatory treatment that combines Poly-D-Lactic Acid (PDLA) with Hyaluronic Acid (HA) to restore volume, improve skin quality, and stimulate natural collagen production from within. This innovative dual-action approach provides immediate hydration and firmness, while working progressively to strengthen the skin's structure for long-term rejuvenation.

## HOW JUVELOOK WORKS – A SIMPLE BREAKDOWN

### 1. Dual Action Formula

- Hyaluronic Acid (HA): Provides immediate hydration and a smoother, fresher appearance
- Poly-D-Lactic Acid (PDLA): Stimulates your skin to regenerate collagen and elastin over time

### 2. Collagen That Keeps Working

PDLA microspheres gradually break down over several months, continuously encouraging collagen renewal for lasting firmness, elasticity, and volume

### 3. Treatment Areas

- Juvelook is suitable for:
- Face • Neck • Décolletage • Hands

Benefits include:

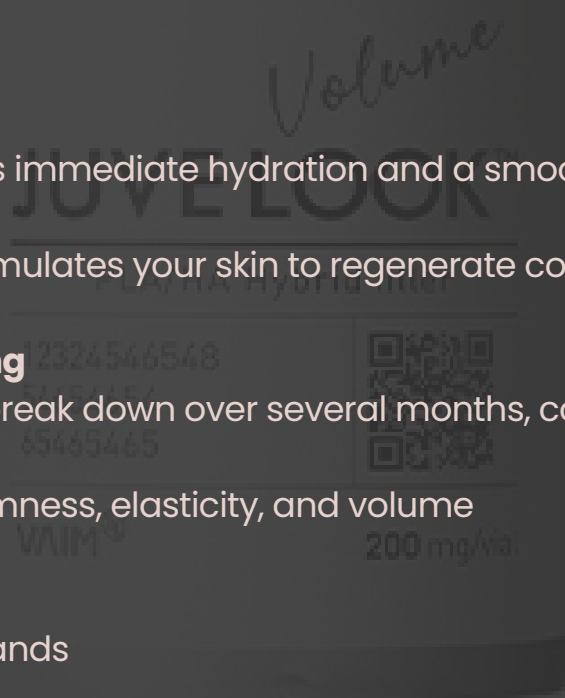
Smoother skin texture, reduced fine lines, brighter tone, and improvements that may last 24 –48 months.

### 4. Treatment Timeline

**Initial Course:** 2–3 sessions, with each session spaced 3–4 weeks apart.

**Alternative Protocol:** Some protocols, particularly for deeper rejuvenation, may space sessions 4–6 weeks apart.

**Maintenance:** After completing the initial series, maintenance sessions are recommended every 6 to 12 months or 12–18 months to sustain the results.





# AFTERCARE INSTRUCTIONS FOR JUVELOOK

## ***Before treatment***

*Do not drink alcohol or smoke for at least 24 hours before the procedure. Avoid products with retinol for one week prior to the treatment. Tell your doctor about any drug allergies, chronic diseases, or medications you are taking, especially those that affect blood clotting. Discuss all medications and supplements with your doctor.*

## ***After Treatment Care***

*Mild redness or swelling is normal and usually settles within a few hours. Remain upright for 4 hours and avoid rubbing or touching the treated areas for 24 hours. Avoid strenuous exercise, heat (saunas, hot showers), and alcohol for 24–48 hours. Protect your skin from the sun and use SPF 50+. Avoid harsh or active skincare for 3–5 days. Makeup may be applied after 12–24 hours using gentle application. Sleep on your back with your head slightly elevated on the first night.*

***Please consult with your medical doctor if further treatment is required.***

# Anti Wrinkle Injections

## Botulinum toxin

Refresh Your Look with Anti-Wrinkle Injectables  
Subtle, targeted treatments that soften frown lines, crow's feet, and forehead creases for a smoother, well-rested appearance. Our qualified practitioners customize each treatment for natural-looking results with minimal downtime. .



### Before & After Treatment

**Before:** Facial lines and wrinkles are visible, particularly with expression. A consultation is carried out to assess suitability and discuss your desired results.  
Immediately

**After:** Small injection sites may be visible, but your overall appearance will remain largely unchanged. You will be advised to remain upright for at least 4 hours and avoid lying down, napping, or excessive forward bending to prevent product migration.

### Results & Maintenance

Results typically last 3–4 months. As the effects wear off, muscle movement gradually returns and lines may reappear. To maintain results, repeat treatments are recommended every 3–4 months, with some patients able to extend treatment intervals over time.

Botulinum toxin is used for both aesthetic and medical purposes.

### Aesthetic Uses

- Softening frown lines, forehead lines, and crow's feet
- Reducing fine lines caused by repeated facial expressions
- Slimming the jawline (masseter muscle reduction)
- Treating gummy smiles
- Lifting the brows or subtly adjusting facial balance
- Improving the appearance of neck bands

### Medical Uses

- Treating chronic migraines
- Managing excessive sweating (hyperhidrosis) in areas such as underarms, hands, and feet
- Reducing teeth grinding and jaw clenching (bruxism)
- Treating muscle spasms and certain neurological conditions
- Managing overactive bladder
- Reducing eye conditions such as blepharospasm (eyelid twitching)



# AFTERCARE INSTRUCTIONS BOTULINUM TOXIN

## ***Pre-Treatment Care***

*One week before your Botulinum Toxin treatment, avoid alcohol, garlic, aspirin, and other anti-inflammatory medications (including diclofenac, mefenamic acid, indomethacin, or ibuprofen) to reduce the risk of bruising or bleeding.*

*If this is your first visit, provide your doctor with your medical history, current medications, and any allergies. An allergy test is only required if your doctor deems it necessary.*

## ***After treatment:***

*For 4 hours - do not lie down or do “strenuous” exercise and similar activities, nor should you do anything that increases the blood flow to the injection area.*

*For 12 hours - avoid extreme facial expressions, alcohol consumption, and applying make-up.*

*For 24 hours - do not rub or massage the treated areas as this could influence the effect of the product.*

*For 2 weeks - avoid direct sun exposure, UV light, freezing temperatures and saunas*

***Please consult with your medical doctor if further treatment is required.***



# DERMAL FILLER

Dermal fillers are gentle, gel-like injections that smooth wrinkles, add volume, and enhance features like lips, cheeks, and jawline. The most common type is hyaluronic acid (HA), which naturally plumps skin by attracting water. Results can last from several months up to a couple of years.

---

Dermal fillers smooth wrinkles, restore lost volume, and enhance features like lips, cheeks, and jawline. Hyaluronic acid (HA) fillers work by attracting water to the treated area, creating instant plumpness and smoothness. They help lift, fill, and contour areas that have thinned over time.

Dermal fillers can refresh your look and restore youthful volume. Results are temporary, so touch-ups are needed, and they don't stop the natural aging process.

---

**The lifespan of dermal fillers depends on the type of filler, where it's applied, and your lifestyle. Knowing these factors helps set realistic expectations and achieve the best results.**



# AFTERCARE INSTRUCTIONS DERMAL FILLER

## ***Dermal Filler Pre-Treatment***

*Avoid alcohol for 24–48 hours before treatment.*

*Avoid blood thinners and supplements for 5–7 days (unless prescribed).*

*Eat and hydrate before your appointment.*

*No dental work, vaccines, or facial treatments for 2 weeks prior.*

*Arrive with a clean face and no makeup.*

*Inform your provider of cold sores, pregnancy, illness, or skin infections.*

## ***Dermal Filler Aftercare***

*Mild swelling, redness, tenderness, or bruising is normal and should resolve in a few days.*

*Apply a cold compress for 10–15 minutes as needed during the first 24 hours.*

*Avoid touching, rubbing, or massaging the treated area.*

*No strenuous exercise, heat (saunas, hot tubs), or alcohol for 24–48 hours.*

*Avoid makeup on the treated area for 12–24 hours.*

*Sleep with your head elevated the first night.*

*Avoid facial treatments or massages for 1 week.*

***Please consult with your medical doctor if further treatment is required.***

# LIP

# Filler

Plump, define, refresh! Subtle, natural lip fillers for volume, shape, and hydration—tailored to you with minimal downtime and instant results.

## LIP FILLER VS LIP FLIP

**Lip Filler:** Adds volume and shape for fuller lips. Lasts 6–18 months.

**Lip Flip:** Relaxes upper lip for a subtle lift without extra volume. Lasts 2–3 months.

**Tip:** They can be combined for a natural, enhanced look!

## WHAT ARE LIP FILLERS FOR?

Lip fillers add volume, smooth lines and wrinkles, define the lip border, and correct asymmetry for a more balanced, natural-looking smile.

Lip Filler Typically last 12–18 months. Results may vary depending on age and metabolism. Younger people may see results fade sooner.

## Why Get Lip Fillers

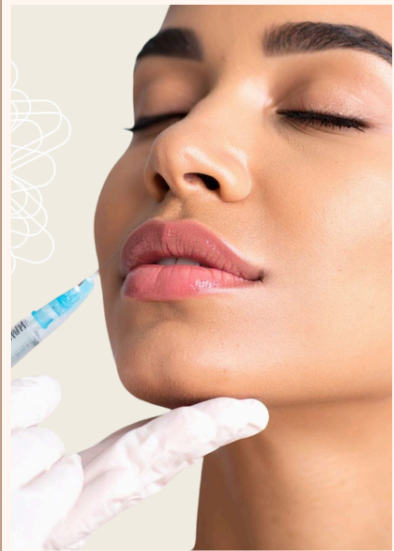
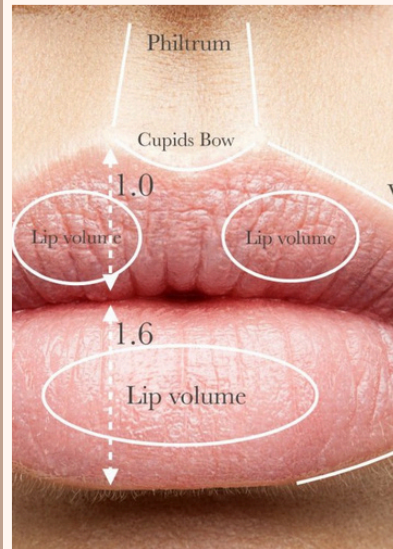

**Restore volume:** Lips can become thinner with age, the philtrum may lengthen, and the distance between mouth corners can increase.

**Correct shape:** Fillers can balance asymmetrical lips.

**Smooth wrinkles:** Smile or laugh lines around the mouth can be softened.

**Boost confidence:** Many feel more confident and enjoy improved self-image after treatment.

**Lip Filler Comfort:** A numbing cream is applied to keep your lips comfortable and pain-free during treatment.





# AFTERCARE INSTRUCTIONS LIP FILLER

## ***Lip Filler Pre-Treatment***

*Avoid alcohol for 24–48 hours before treatment.*

*Avoid blood-thinning medications and supplements for 5–7 days (unless prescribed).*

*Eat and hydrate before your appointment.*

*If you have a history of cold sores, inform your provider in advance.*

*Arrive with clean lips and no makeup.*

## ***Lip Filler Aftercare***

*Swelling, tenderness, and bruising are normal for a few days.*

*Apply a cold compress for 10–15 minutes as needed during the first 24 hours.*

*Avoid touching, rubbing, or massaging the lips.*

*No strenuous exercise, heat, or alcohol for 24–48 hours.*

*Avoid makeup and lip products for 24 hours.*

*Sleep with your head elevated the first night.*

***Please consult with your medical doctor if further treatment is required.***



# Liquid FACELIFT

**A liquid facelift is a non-surgical treatment using dermal fillers and botulinum toxin to restore volume, smooth wrinkles, and enhance facial contours. It's a subtle alternative to surgery with minimal downtime, though results are not permanent.**

## **TREATED AREAS:**

**Cheeks:** Restore volume & lift

**Nasolabial Folds:** Smooth lines

**Marionette Lines:** Soften corners of the mouth

**Lips:** Enhance shape & volume

**Jawline:** Define & reduce jowls

## **HOW IT WORKS:**

Dermal fillers restore volume, while botulinum toxin relaxes wrinkle-causing muscles. Together, they lift, soften lines, and enhance facial contours.

## **Discover the Liquid Facelift**

A subtle, sculpted refresh—without the downtime. This advanced injectable treatment restores lost volume, softens fine lines around the mouth, and refines lip shape and definition for a naturally lifted, youthful appearance. Expect hydrated, pillowy lips with balanced proportions, seamless contours, and results that still look like you—only brighter and refreshed..

**Results:** Results are often immediately visible, though some fillers may take a few weeks to fully settle.



# AFTERCARE INSTRUCTIONS LIQUID FACELIFT

## ***Pre-Treatment***

Avoid blood thinners: Do not take aspirin, ibuprofen, fish oil, or other blood-thinning supplements for at least 7 days before treatment to minimize bruising.

Avoid alcohol: Do not consume alcohol for 24 hours prior to treatment, as it may increase swelling and bruising.

Follow instructions: Please follow any additional pre-treatment instructions provided by your practitioner

## ***After Treatment***

*Apply a cold compress as needed; avoid pressure on the area.  
No strenuous exercise for 24-48 hours.*

*Avoid sun and heat exposure for several days.*

*Do not touch or massage the treated area for 24 hours unless instructed.*

*Sleep with your head elevated the first night.*

*Avoid makeup until redness has resolved.*

*Follow your practitioner's aftercare instructions.*

***Please consult with your medical doctor if further treatment is required.***



# PROFHILO®

Profhilo is a bioremodeling treatment that works by delivering pure, fluid hyaluronic acid into the deeper layers of the skin. It acts as a hydrator, drawing in water and improving the skin's overall moisture levels. The high concentration of hyaluronic acid then gradually stimulates the skin to produce its own collagen and elastin, which are essential for firmness and elasticity. This process helps to remodel the skin and improve its quality, leading to a more youthful and rejuvenated appearance.



**Hydration:** Intensely hydrates the skin, making it look plumper and more radiant.

**Skin quality:** Improves skin tone, texture, and elasticity.

**Tightening:** Stimulates collagen and elastin to tighten and lift the skin, which can reduce fine lines and sagging.

**Subtle results:** Provides a more natural, subtle result compared to traditional fillers, as it focuses on bio-remodeling rather than just adding volume.



## TREATMENT PROCESS:

The treatment is a quick procedure, typically taking about 25 minutes.

It involves 2 initial sessions, spaced about one month apart.

The hyaluronic acid is injected at 5 specific points on each side of the face, a technique designed for safety and to help the product spread evenly.

Results are gradual, with immediate hydration benefits and longer-term improvements from stimulated collagen and elastin production.

Maintenance sessions may be needed after 6 to 9 months to maintain results



# AFTERCARE INSTRUCTIONS PROFHILO

## ***Pre-Treatment***

Attend consultation & discuss medical history

Keep skin clean & hydrated

Avoid alcohol, smoking & blood-thinning meds 24–48 hrs before

Avoid tanning, harsh peels, or laser 1 week prior

## ***After Treatment (First 48 hrs)***

*Avoid rubbing or massaging treated areas*

*Apply ice if swollen*

*Avoid heavy makeup*

*Skip alcohol, intense workouts, saunas, or hot baths*

## ***First 1–2 Weeks***

*Mild redness, swelling, or bumps are normal*

*Avoid facials, chemical peels, and laser treatments*

*Use SPF 30+ daily*

*Drink plenty of water*

## ***Long-Term Care***

*Schedule follow-up session in 4 weeks*

*Maintain hydration & healthy skin routine*

*Avoid smoking & excessive alcohol*

*Results last 6–9 months*

***Please consult with your medical doctor if further treatment is required.***

# UNDER EYE SKIN BOOSTER

## NCTF 135 HA



### About Under eye Skin Booster

NCTF under-eye treatment uses micro-injections of a vitamin- and hyaluronic acid-rich serum to hydrate the skin, reduce dark circles and fine lines, and improve firmness and radiance. A course of treatments is recommended for best results.

### Important Considerations:

NCTF does not add volume, so it is not suitable for treating under-eye hollows or bags caused by volume loss.

### What it does:

- Rejuvenates and restores the delicate under-eye area
- Helps reduce dark circles
- Softens fine lines
- Improves overall skin quality and hydration
- Fine injections of hyaluronic acid
- Minimal discomfort with the use of numbing cream
- Targets fine lines
- Improves overall skin quality and hydration





# AFTERCARE INSTRUCTIONS UNDEREYE TREATMENT

## ***Immediate Aftercare (First 24–48 Hours)***

Avoid touching or rubbing the under-eye area.  
Apply cold compresses gently (10–15 minutes at a time) to reduce swelling or bruising.  
Keep the area clean; use a gentle cleanser only.  
Sleep on your back with your head slightly elevated.  
Avoid makeup for at least 24 hours (or longer if advised by your provider).  
No alcohol for 24–48 hours (can worsen swelling/bruising).  
Avoid strenuous exercise, saunas, steam rooms, or hot showers for 24–48 hours

## ***Swelling & Bruising***

*Mild swelling, redness, or bruising is normal and may last a few days.  
Arnica or bromelain supplements may help (if approved by your provider).  
Do not massage the area unless specifically instructed.*

## ***Skin Care***

*Use only gentle, fragrance-free products.  
Avoid retinol, acids, exfoliants, or active ingredients for 3–7 days.  
Apply a light, hydrating eye cream if recommended.  
Daily sunscreen is essential (SPF 30+), but avoid rubbing during application.*

## ***What to Avoid (First 3–7 Days)***

*Excessive sun or heat exposure  
Facials or other cosmetic treatments in the area  
Smoking (can delay healing)  
Sleeping face-down or on your side*

## ***Typical Recovery Timeline***

*Day 1–3: Swelling/bruising possible  
Day 3–7: Improvement, area softens  
2 weeks: Final results usually visible*

***Please consult with your medical doctor if further treatment is required.***

# Collegan Biosimulator

Reveal firmer, naturally refreshed skin with our BioStimulator treatments—designed to activate your skin’s own collagen production. Rather than simply “filling,” BioStimulators work gradually to rebuild structure from within, softening fine lines, improving elasticity, and restoring youthful contours. The result is a subtle, natural-looking lift that continues to improve over time, delivering long-lasting radiance with minimal downtime. Ideal for those seeking true rejuvenation without an overdone appearance.



## HOW BIOSTIMULATORS WORK

BioStimulators are injectable treatments that stimulate your body’s natural collagen production. By activating fibroblasts, they strengthen the skin from within and slow collagen loss. Unlike traditional fillers that give instant volume, BioStimulators work gradually—improving firmness, elasticity, and overall skin quality over time.

## BENEFITS OF BIOSTIMULATORS

- Natural-looking, gradual results
- Subtle lift and contour without overfilling
- Long-lasting results (up to two years)
- Little to no downtime
- Treats cheeks, temples, smile lines, and areas needing skin support

## IDEAL CANDIDATES

BioStimulators may be ideal for individuals who want natural-looking rejuvenation, improved skin texture, firmness, and elasticity, and are experiencing facial volume loss or deeper wrinkles.

## COLLAGEN BIOSTIMULATORS VS ANTI WRINKLE INJECTIONS

**BioStimulators:** Stimulate your body’s natural collagen to improve skin firmness, texture, and volume over time. Results develop gradually and can last up to 1–2 years.

**Anti wrinkle injections:** Relaxes facial muscles to smooth movement-related wrinkles like frown lines and crow’s feet. Results appear in days and last about 3–4 months.

BioStimulators rebuild skin structure for long-term rejuvenation, while anti wrinkle injections softens expression lines quickly. Many patients benefit from using both together for balanced, natural results.



# AFTERCARE INSTRUCTION

## COLLAGEN BIOSTIMULATORS

### ***Immediately After Treatment***

Gently massage the treated area as directed by your clinician (often 5 minutes, 5 times a day for 5 days).

Avoid touching or rubbing the area excessively beyond the recommended massage.

### ***First 24–48 Hours***

*Skip strenuous exercise, sauna/steam, hot tubs, and heavy sweating.*

*Avoid alcohol for at least 24 hours – it can increase swelling or bruising.*

*No facial treatments (e.g., laser, chemical peels) until cleared by your clinician.*

### ***Day-to-Day Care***

*Stay hydrated and maintain good skin care.*

*Use sunscreen daily (SPF 30+) to protect healing skin.*

*Continue your regular gentle skincare routine unless advised otherwise.*

### ***Activities to Avoid***

*Excessive heat (sunbathing, tanning beds) for 1–2 weeks.*

*Pressure on treated areas (tight headbands, resting face on hands) for 24–48 hours.*

### ***What's Normal***

*Mild swelling, redness, bruising, or tenderness may occur and usually resolves in a few days.*

*Results develop gradually over weeks to months as collagen forms.*

***Please consult with your medical doctor if further treatment is required.***

# Nefertiti Lift

The Nefertiti Lift is a non-surgical cosmetic treatment that uses Anti wrinkle injections to tighten the jawline and neck, creating a more defined and youthful appearance. Inspired by the elegant neckline of the ancient Egyptian queen Nefertiti, this procedure targets the platysma muscles in the neck to reduce vertical bands, lift the jawline, and improve sagging along the neck and jowls. Ideal for those with mild to moderate neck aging, the Nefertiti Lift offers a subtle, natural-looking rejuvenation and serves as a less invasive alternative to a surgical neck lift.

## *How the Nefertiti Lift Works*

### *Strategic injections*

A skilled provider injects anti wrinkle injections into the platysma muscles along the sides of the neck, which can pull the jawline downward.

### *Muscle relaxation*


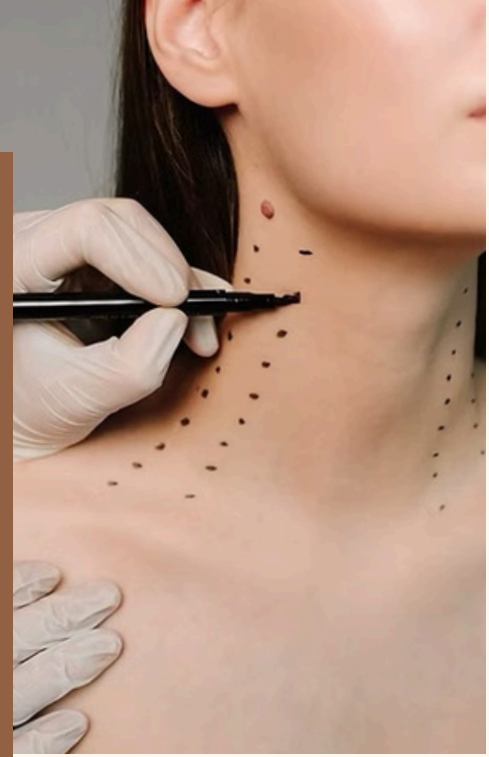
The injections relax these muscles, reducing their downward pull and allowing the upward-lifting facial muscles to dominate.

### *Subtle lift and tightening*

This results in a gentle, natural lift along the jawline and neck, softening sagging and creating a more youthful contour.

## *What to expect*

- Quick procedure: Most treatments take 15–30 minutes.
- Minimal downtime: Patients typically resume daily activities immediately.
- Visible results: Full effects appear in 10–14 days.
- Duration: Results last approximately 3–4 months.
- Maintenance: Follow-up treatments help maintain the lift over time.





# AFTERCARE INSTRUCTIONS NEFERTITI LIFT

## **Pre-Treatment**

*Jawline may appear sagging*

*Neck bands may be visible*

*Clean and hydrated skin is recommended*

*Avoid alcohol, smoking, or blood-thinning medications 24–48 hours prior*

*Avoid harsh skin treatments (peels, laser, tanning) 1 week before*

## **After Treatment**

*Jawline becomes more defined*

*Neck appears smoother and lifted*

*Reduced sagging and visible neck bands*

*Effects appear within a few days and last 3–6 months*

## **Common Temporary Side Effects**

*Mild swelling, redness, or bruising at injection sites*

*Usually resolves quickly as results appear*

## **Tips for Best Results**

*Avoid rubbing or massaging the treated area for at least 24 hours*

*Skip heavy workouts, saunas, or hot baths for 48 hours*

*Stay hydrated and use sunscreen daily*

*Contact your practitioner if swelling or lumps persist beyond a few days*

**Please consult with your medical doctor if further treatment is required.**

# Microneedling

Reveal your best skin with professional Microneedling—our targeted, minimally invasive treatment that jumpstarts your skin's natural collagen production for a smoother, firmer, more radiant complexion. By creating precise micro-channels, we help soften the look of fine lines, acne scars, and uneven texture while boosting absorption of nourishing serums for amplified results. Expect a quick appointment, minimal downtime, and a healthy glow that keeps improving over the weeks to come.



## BENEFITS:

- Improves skin texture and tone
- Reduces fine lines and wrinkles
- Minimizes scars and stretch marks
- Shrinks enlarged pores
- Enhances absorption of skincare products



## TREATMENT & RECOVERY:

Usually takes 30–60 minutes per session  
Mild redness, swelling, or pinpoint bleeding may occur  
Minimal downtime; most people resume normal activities within a day or two  
Multiple sessions may be recommended for best results

---

Microneedling Face Rejuvenation  
Scar Reduction Treatments  
Collagen Induction Therapy -  
Post-Treatment Skin Care Guidance  
Personalized Skin Consultations  
Aging skin/ fine lines  
Deep Wrinkles  
Enlarged pores  
Uneven texture/ Dull skin  
Hyperpigmentation / Dark Circles



# AFTERCARE INSTRUCTIONS MICRONEEDLING

## ***After Treatment***

*Keep your skin clean and gentle; avoid picking or rubbing.*

*Moisturize and drink water to help healing.*

*Avoid makeup for 24 hours.*

*Stay out of the sun and use SPF 30+.*

*Skip saunas, hot tubs, and intense exercise for 1–2 days.*

*Avoid strong skincare (retinoids, acids) for 3–5 days.*

*Mild redness or swelling is normal.*

*Call your provider if you notice infection, severe swelling, or unusual pain.*

## ***Common Temporary Side Effects***

*Redness and mild swelling – usually lasts 1–3 days*

*Tenderness or slight discomfort at the treatment site*

*Minor bruising in some areas*


*Dryness or flaking as skin heals*

*Temporary pinpoint bleeding during or immediately after treatment*

*Mild itching or tightness as new skin forms*

*These effects are typically short-term and resolve within a few days.*


***Please consult with your medical doctor if further treatment is required.***



*Did you know*

**MANY FACTORS  
CAN INFLUENCE YOUR  
LONGEVITY OF YOUR  
BOTULINUM TOXIN**





## *Lifestyle Impacts*

Protecting your skin from UV rays and avoiding smoking or vaping can enhance the effects of botulinum toxin treatments and help prolong their cosmetic benefits.

And this one's for the coffee lovers: caffeine can increase your metabolic rate and may heighten feelings of anxiety or restlessness. Reducing your daily cups could support overall skin health and help you get the most out of your aesthetic treatments.








## *Muscle activity and Facial Expressions*

The muscles you use most frequently — such as those around your eyes — can cause botulinum toxin to wear off more quickly due to constant movement and muscle activity.

Similarly, as the toxin gradually metabolizes, injections placed in larger or stronger facial muscles may have a shorter duration of effect. This is because increased muscle strength and frequent use can contribute to a faster reduction in the treatment's visible results.





# Metabolism

Individual metabolism can significantly influence how long botulinum toxin lasts, as each person's body processes the treatment on its own timeline. For those with a faster metabolism, the effects may wear off sooner because the body breaks down the neurotoxin more quickly.

Botulinum toxin works at the nerve ending by temporarily blocking communication between the nerve and the muscle. Over time, the body gradually restores this connection by breaking down the injected protein and regenerating the nerve signaling pathways. The speed of this process varies from person to person, which is why treatment longevity can differ between individuals.






## Let's Talk Hormones

Multiple medical research studies suggest that age can influence the longevity of botulinum toxin, with some evidence indicating that older patients may experience slightly shorter-lasting effects. Hormonal changes — including those associated with menopause — can affect skin quality, muscle tone, and collagen levels, all of which may play a role in how long results last.

Additionally, the size and depth of wrinkles can impact treatment longevity. Results may appear to last longer on finer lines, whereas deeper, more established wrinkles may require consistent treatments over time to achieve and maintain optimal smoothing effects.






## *Underlying health conditions*

Autoimmune diseases and certain chronic illnesses can influence how long the effects of botulinum toxin last.

Underlying health conditions may affect how your body responds to and processes the treatment.

If you have any medical conditions, it's important to discuss them with your healthcare provider before receiving botulinum toxin injections. This ensures the treatment plan can be tailored safely and effectively to your individual health needs.






## Summary

Botulinum toxin can respond differently from person to person.

There are many underlying factors that may influence how long results last, and they are not limited to the ones mentioned above. Lifestyle habits such as alcohol consumption, stress levels, and overall health can all play a role in treatment longevity.

It's important to discuss any medical conditions, hormone replacement therapy, medications, and lifestyle factors with your doctor before treatment begins. Open communication helps ensure your treatment plan is safe, personalised, and designed to achieve the best possible results.





**H A R T**

AESTHETICS

**FREQUENTLY  
ASKED  
QUESTIONS  
&  
ANSWERS**

# Frequently Asked Questions



1 What is Anti Wrinkle injections

Anti-wrinkle injections are a non-surgical cosmetic treatment that uses a purified protein from bacteria to temporarily relax facial muscles, which smooths wrinkles and fine lines caused by repetitive movements like frowning or squinting. These injections, which contain a form of botulinum toxin, block nerve signals to the targeted muscles, and the effects typically last for about 3 to 6 months. Common areas for treatment include the forehead, between the eyebrows, and around the eyes (crow's feet).

2 What's the difference between anti wrinkle injections and fillers?

Anti-wrinkle injections relax facial muscles to smooth dynamic lines caused by repeated expression, while dermal fillers add volume and plumpness to the skin to address volume loss and static wrinkles. Anti-wrinkle injections are typically made from a purified toxin, while fillers are often a gel-like substance like hyaluronic acid that is injected into the skin or soft tissue.

3 How long does BotulinumToxin last?

Botulinum toxin injections typically last for 3 to 4 months, though this can vary significantly depending on the individual and the area being treated. Full effects are not immediate and may take up to two weeks to become fully visible. The duration can be shorter or longer based on factors like a person's metabolism, muscle activity, dosage, and treatment history.

4 What are the uses of BotulinumToxin?

Botulinum toxin is used for both cosmetic and medical purposes, such as smoothing facial wrinkles and treating conditions like cervical dystonia, chronic migraine, overactive bladder, excessive sweating, and muscle spasticity. It works by blocking nerve signals to muscles, temporarily weakening or paralyzing them and reducing gland activity.

# Frequently Asked Questions



5 Can I get Botulinum Toxin if I am pregnant or Breastfeeding? No, you should not get Botulinum Toxin if you are pregnant or breastfeeding because there is insufficient data to prove its safety during these periods, and most doctors recommend avoiding it as a precaution. While the risk is considered very low since it's a local injection and doesn't circulate systemically, there are no clinical trials on pregnant or breastfeeding individuals. Therefore, the prevailing recommendation is to wait until after you have finished breastfeeding before getting the treatment.

---

6 What is a Biosimulator? Biostimulators are injectable treatments that stimulate the body's natural collagen production to rejuvenate the skin from within. Unlike traditional fillers that provide immediate volume, biostimulators gradually improve skin structure, firmness, and elasticity over time, leading to long-lasting, natural-looking results. Common uses include reducing wrinkles, addressing volume loss, and improving skin texture and contour.

---

7 Difference between normal and Russian Lip Filler? Russian lips focus on vertical injections to create a lifted, heart-shaped look with height, while normal filler uses horizontal injections to add overall volume and symmetry. The Russian technique is more about definition and structure, while traditional filler is for a fuller, more softened appearance.

---

8 What is lip dissolving? Lip dissolving is a cosmetic procedure that uses injections of an enzyme called hyaluronidase to break down and eliminate hyaluronic acid (HA) lip fillers. This is used to correct issues like overfilling, lumps, or migration, or to return lips to their natural state. The process involves injecting the enzyme after a topical numbing cream, and the effects are usually visible within a couple of weeks.

---

# Frequently Asked Questions



9 How long does filler last? The longevity of fillers varies from six months to over two years, depending on the type of filler, the area treated, and individual metabolism. For example, hyaluronic acid fillers generally last 6 to 18 months, while synthetic fillers like poly-L-lactic acid can last two years or more.

---

10 What is the difference between aesplla and sculptra? Both aesPLLA and Sculptra are collagen-stimulating injectables made of Poly-L-Lactic Acid (PLLA) that create gradual volume by prompting your body to produce more collagen. The main differences lie in their formulation and particle structure: aesPLLA particles are more uniform, potentially leading to a smoother injection experience and potentially faster subtle plumping within 1–2 weeks. Sculptra is a PLLA powder that requires clinic prep, while aesPLLA can be a ready-mixed liquid.

---

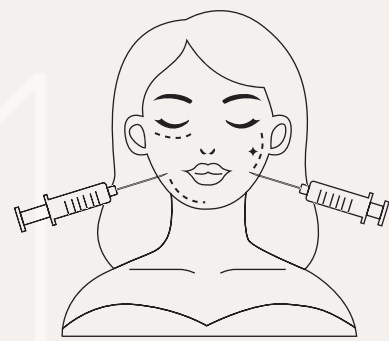
11 What is the difference between light and deep lip filler? The main difference is that light filler is thinner and more fluid, used for subtle plumping and hydration, while deep filler is thicker and denser, used for more dramatic volume, structure, and shape correction. Light fillers are best for fine lines and a natural enhancement, whereas deep fillers provide greater projection and can better address asymmetries and provide longer-lasting results due to their increased viscosity.

---

12 Does lip filler hurt? Lip fillers can involve some discomfort, but it is generally manageable with numbing cream or a local anesthetic, which makes the procedure feel like a slight pinching or pressure rather than a sharp pain. After the procedure, it is normal to experience some mild swelling, tenderness, and soreness, which typically subsides within a few days.



# Frequently Asked Questions



13 What is the difference between a lip flip and lip filler?

Lip Flip: BotulinumToxin relaxes the upper lip, giving a subtle lift and shape. Lasts 2–3 months.

Lip Filler: Hyaluronic acid adds real volume and contour. Lasts 6–12 months.

---

14 What is JuveLook

Juvelook is an injectable skin booster and collagen stimulator that combines PDLLA (to boost collagen over time) with hyaluronic acid (for immediate hydration).

It's designed for overall skin quality and subtle rejuvenation, rather than instant volume like traditional fillers.

---

15 What is Profhilo

Profhilo is best for overall skin rejuvenation and hydration rather than adding volume like fillers

---

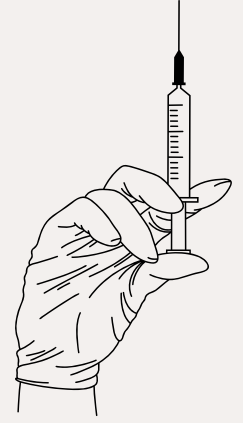
16 Is a aesthetic doctor an actual doctor?

Yes, they're all licensed medical doctors (MBChB) HPCSA-registered

H A R T  
A E S T H E T I C S



# Frequently Asked *Questions*



17 Can I get Botox if I have Flu or Flu like symptoms?

It is highly recommended to postpone your Botox appointment if you have the flu, a cold, or similar symptoms. Active illness triggers your immune system, which can cause it to treat the Botox as a foreign substance, potentially reducing the effectiveness and longevity of the treatment.

18 Can I get Botox if I am currently on antibiotics?

While generally possible, it is often recommended to delay Botox treatment while on antibiotics, particularly if treating an active, acute infection. Certain antibiotics, such as aminoglycosides, tetracyclines, and clindamycin, can interact with Botox, potentially increasing muscle-relaxing effects and leading to complications like excessive drooping.

19 What is the "right" age to start?

There is no set age. Many start in their 20s or 30s as a preventative measure to stop wrinkles from forming, while others use it later to treat existing lines.

20 When will I see results and how long do they last?

- Results start: 3-7 days after injection (some see results in 1-2 days).
- Duration: Typically 3-4 months, though some may last up to 6 months.
- Maintenance: Treatments are required to maintain results, usually spaced at least 90 days apart.



## LOCATIONS BRANCHES

---

**01  
BLOUBERG**

STYLE GLOW SA, 45 BLAAUWBERG ROAD,  
BLOUBERG RANT

---

**02  
BRACKENFELL**

ABSOLUTE BEAUTY, 43 PROTEA ROAD, PROTEA  
HEIGHTS

---

**03  
CENTURY CITY**

UNITS A, FIRST FLOOR, 1 WATERFORD PLACE,  
CENTURY CITY

---

**04  
DURBANVILLE**

1ST FLOOR COBBLE WALK SHOPPING CENTRE, CNR  
OF VERDI BOULEVARD AND LEGATO DRIVE.  
SONSTRAAL HEIGHTS

---

**05  
RONDEBOSCH**

1ST FLOOR, 95 MAIN RD, RONDEBOSCH



## LOCATIONS BRANCHES

---

**06  
SOMERSET WEST**

ADORE, 23 LOURENSFORD ROAD STUAR'S HILL,  
SOMERSET WEST

---

**07  
STELLENBOSCH**

OFFICE 43, BLOCK D, DE WAGENWEG BUSINESS  
PARK, STELLENTIA ROAD, STELLENBOSCH

---

**08  
TOKAI**

BLOCK B, SUITE 110, FIRST FLOOR, TOKAI VILLAGE  
CENTRE, VANS ROAD, CAPE TOWN

---

---



## LOCATIONS BRANCHES

---

**01  
ALBERTON**

2 DANIE THERON STREET, ALBERANTE

---

**02  
BEDFORDVIEW**

PSYCHMATTERS, 9&11 PARK STREET

---

**03  
BENONI**

BENCHMARK OFFICE PARK, BACK STREET  
MOREHILL

---

**04  
BROOKLYN**

83 GEORGE STORRAR DR, PRETORIA

---

**05  
CENTURION**

145 LEONIE ST, DIE HOEWES, CENTURION



## LOCATIONS BRANCHES

---

**06  
FOURWAYS**

PRISM OFFICE PARK, 2 RUBY CLOSE

---

**07  
KEMPTON PARK**

GLEN EAGLE OFFICE PARK 10 UNIT 1B. 37  
KOORSBOOM AVE, GLEN MARAIS

---

**08  
LITTLE FALLS**

WESTWOOD OFFICE PARK, 602 KUDU STREET,  
MUCKLENEUKALLENS NEK

---

**09  
GLENVISTA**

127 BELLAIRS DRIVE GLENVISTA, 2091

---

**10  
MONTANA**

SMITH HOUSE, 11 DORING AVENUE, MONTANA PARK



## LOCATIONS BRANCHES

---

**11  
NORTHCLIFF**

OFFICE 209, 2N FLOOR, PRISM OFFICE PARK, 2 RUBY  
CLOSE. BLOCK B CRESTA JUNCTION, CNR OF BEYERS  
NAUDE & JUDGES AVENUE

---

**12  
ROSEBANK**

BENCHMARK OFFICE  
DUNKELD MEDICAL CENTER, 257 JAN SMUTS  
AVENUE, DUNKELD WEST

---

**13  
WOODHILL**

THE WELLNESS HOUSE, 1015 ST. BERNARD STREET  
GARSFONTEIN EXT 11, PRETORIA

---

**14  
SILVERLAKES**

VON BACKSTROM BLVD, SILVER LAKES GOLF ESTATE

---





## LOCATIONS BRANCHES

---

**01**

**VAN DER BIJLPARK**

19 OLIFANTSRIVIER STREET, SE4, VANDERBIJLPARK,  
1911

---

**02**

**VEREENIGING**

MAISON DE BEAUTÉ, 153 GENERAL HERZOG ROAD,  
THREE RIVERS, VEREENIGING, 1935

---

**03**

**GLENVISTA**

127 BELLAIRS DRIVE, GLENVISTA, JOHANNESBURG

---

**04**

**POTCHEFSTROOM**

SHOP 7 WATERBERRY SQUARE CNR THABO MBEKI  
ROAD, WATERBERRY ST, CENTRAL, VAN DER HOFF  
PARK

---



## **LOCATIONS BRANCHES**

---

**01  
HILLCREST**

BISHOPS COURT OFFICE PARK, CNR DELAMORE AND  
WARRIOR, HILLDENE, HILLCREST, DURBAN

---

**02  
BALLITO**

UNIT 5 PREASH PARK, GARLICKE DRIVE, BALLITO DR,  
BALLITO, 4420

---

**03  
HARTEBESPOORT**

GALEO BEAUTY, LANDSMEER EQUESTRIAN ESTATE,  
JAN SMUTS ROAD, HARTEBESPOORT

---

**04  
RUSTENBURG**

1ST FLOOR, 193 KOCK ST, RUSTENBURG

---



## LOCATIONS BRANCHES

---

01

**WITBANK**

BISHOPS COURT OFFICE PARK, CNR DELAMORE AND  
WARRIOR, HILLDENE, HILLCREST, DURBAN

---

---

---

---

---



# Pricelist



## AntiWrinkle injections

B-Tox R61,50 per unit

## Fillers

1ml Light Lip Filler	R2800
1ml Deep Lip Filler	R3000
1ml Russian Lip Filler	R3000
1ml Dermal Cheek Filler	R3500
2ml Dermal Cheek Filler	R6000
More than 2ml Dermal Cheek Filler	R3000 per ml



## Biostimulator injections

Juvelook (Full Face & Neck)	R6500
Aesplla	R5000
Sculptra	R6000
Profhilo 1 Treatment	R4500
Profhilo 2 Treatments	R8000

## Non Surgical Liquid Facelift

### Included:

80 units B-Tox	R10 000
2ml Dermal Filler	

## Nefertiti Lift

### Included:

40 units B-Tox	R7950
2ml Dermal Filler	

## Under eye Skin Booster

One Treatment	R2800
Two Treatments	R4000

 [www.hart-aesthetics.com](http://www.hart-aesthetics.com)

 066 268 8370

 Nationwide



# Blepharoplasty

Eyelid surgery

## Pricelist

### Upper Eyelids

#### UPPER EYELIDS.

**R16 000**

**Purpose:** Removes excess skin, fat and sometimes muscle to correct drooping or hooded eyes

**INCLUDED:** 64 units of Toxin

### Lower Eyelids

#### LOWER EYELIDS.

**R16 000**

**Purpose:** Reduces under eye bags and tightens loose skin.

**INCLUDED:** 64 units of Toxin

#### WHAT IS BLEPHAROPLASTY

A procedure to remove excess skin, fat, or muscle from the upper and/or lower eyelids, reducing sagging, puffiness, and tired-looking eyes for a more youthful, refreshed appearance. Performed under local anaesthesia and/or conscious sedation.

Small incisions made in natural eyelid creases or below the lash line.

Excess skin and fat are removed or repositioned. Minimal scarring, with a procedure time of 60-90 minutes.

#### RECOVERY AND DOWNTIME

First few days: Swelling and bruising peak around 48 hours, then improves. Cold compression helps. 1 Week: Most swelling/bruising subsides; sutures removed (if applicable) 2 Weeks: Patients usually return to work/social activities. 4-6 Weeks: Final Results become visible as scars fade.

 [www.hart-aesthetics.com](http://www.hart-aesthetics.com)

 066 268 8370

 Nationwide

